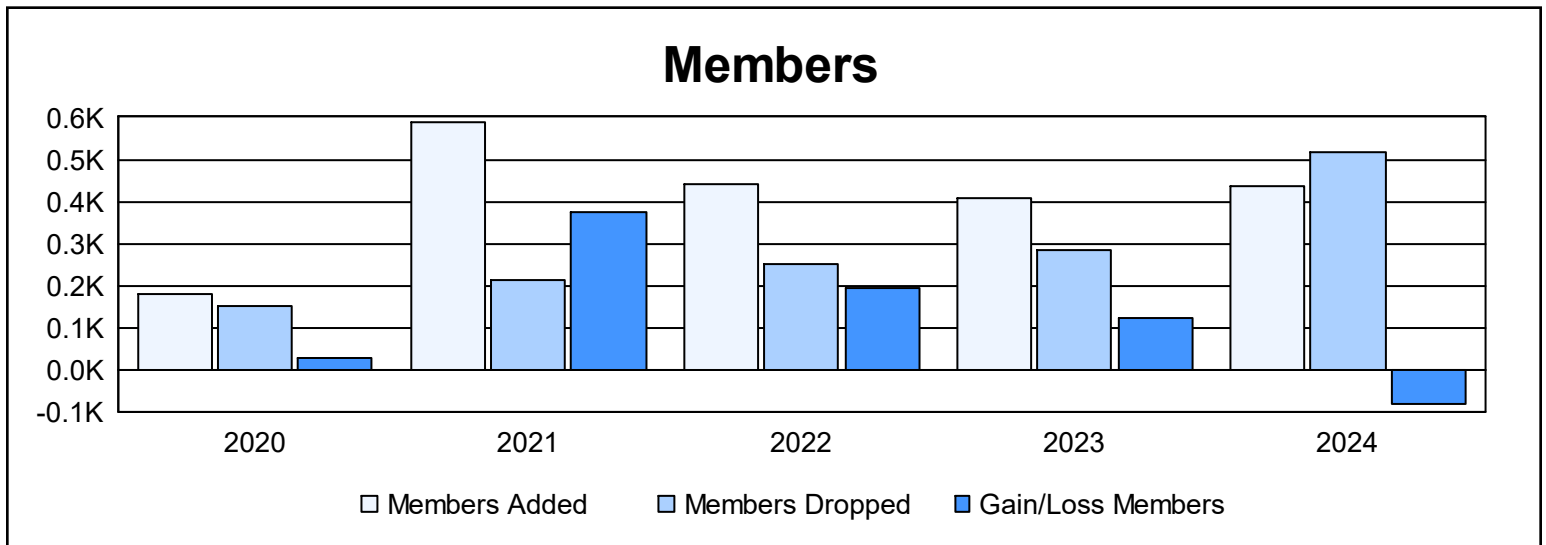
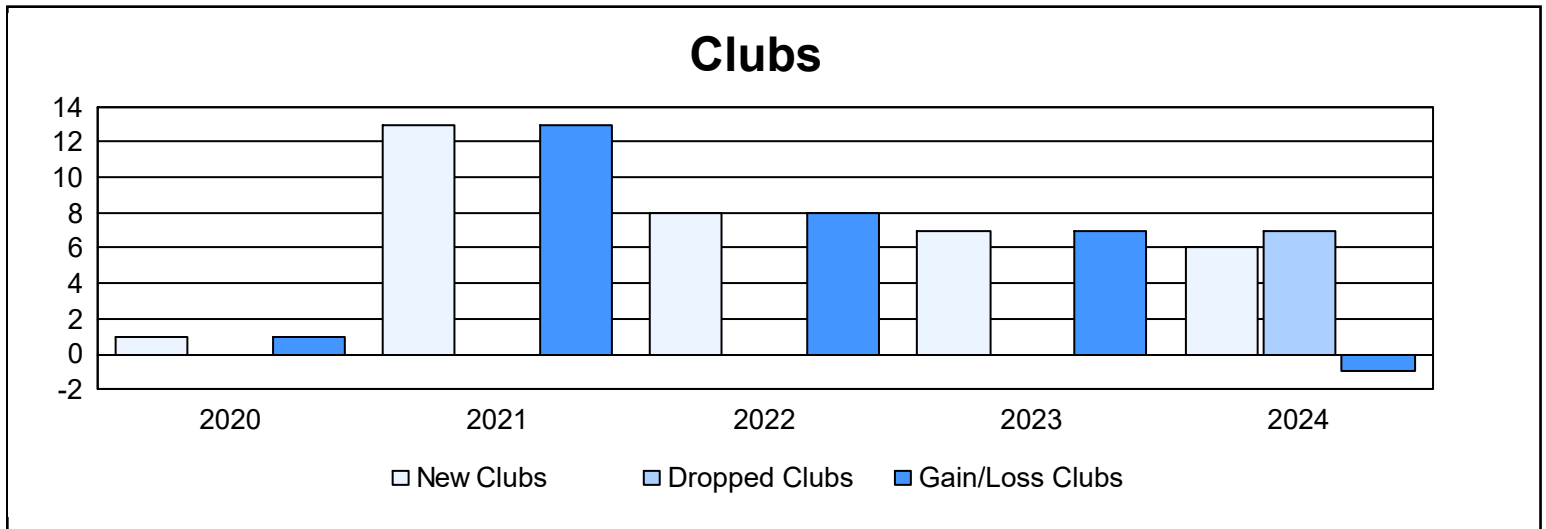
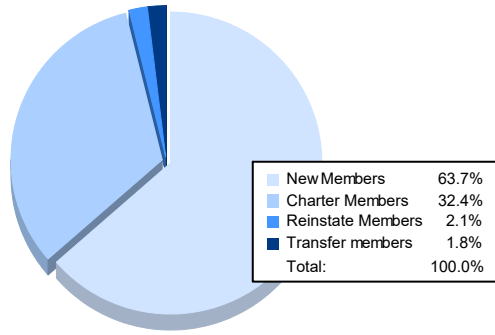


| Year | New Clubs | Dropped Clubs | Gain/ Loss Clubs | New Members | Charter Members | Reinstate Members | Transfer Members | Total Member Added | Total Members Dropped | Gain/ Loss Members |
|----------------|-----------|---------------|------------------|-------------|-----------------|-------------------|------------------|--------------------|-----------------------|--------------------|
| 2019-2020 | 1 | 0 | 1 | 148 | 29 | 0 | 1 | 178 | 152 | 26 |
| 2020-2021 | 13 | 0 | 13 | 271 | 295 | 11 | 13 | 590 | 214 | 376 |
| 2021-2022 | 8 | 0 | 8 | 250 | 189 | 1 | 2 | 442 | 250 | 192 |
| 2022-2023 | 7 | 0 | 7 | 203 | 180 | 12 | 12 | 407 | 285 | 122 |
| 2023-2024 | 6 | 7 | -1 | 277 | 141 | 9 | 8 | 435 | 519 | -84 |
| Average | 7 | 1 | 6 | 230 | 167 | 7 | 7 | 410 | 284 | 126 |



Membership Composition June 2024 Cumulative



Gender Composition June 2024 Cumulative

